

Technical data sheet

US 3 support A2

Item number: 6342403



Suspended support (U profile) of dimensions 50 x 30 mm with welded head plate.

For fastening to horizontal concrete ceilings and steel girders. For bracket widths of 400 mm or more, or if the bracket is mounted at the end of a suspended support, we recommend the use of the spacer, type DSK 25.



A2 Stainless steel

2B Bright, treated

Master data

Item number	6342403
Description 1	Support
Description 2	with welded head plate
Manufacturer	OBO
Dimension	50x30x300
Colour	stainless steel
Material	Stainless steel
Surface	Bright, treated
Surface standard	
Smallest sales unit	1
Unit of quantity	Piece
Weight	58 kg
Weight unit	kg/100 pc.

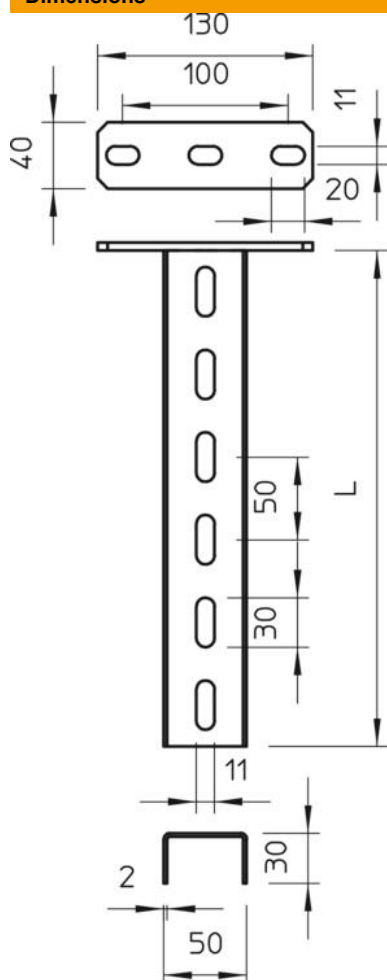
Technical data sheet

US 3 support A2

Item number: 6342403



Dimensions



Length	300 mm
Width	50 mm
Height	30 mm

Technical data

Version for	U profile
Bracket length 200	2.7 kN
Bracket length 400	1.5 kN
Maintain electrical functions	no
Material thickness	2 mm
Maximum tensile load	5 kN

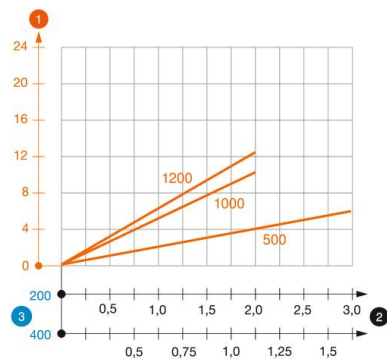
Technical data sheet

US 3 support A2

Item number: 6342403



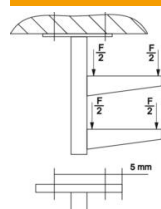
Loads



Load diagram, U support, type US 3 K

- 1 Bending of the end of the suspended support at permitted bracket load
- 2 Permitted bracket load in kN without man load
- 3 Bracket length in mm
- Load curves with support lengths in mm

Characteristic anchor load values for US 3 K suspended support



Single-sided load				
Anchor type	Max. load [kN]			
	Bracket width [mm]			
110%	210	310	410	
BZ3 8x75/0-20	2.18	1.59	1.25	1.02
BZ3 10x90/0-30	3.05	2.00	1.49	1.18

Max. total load F = cable weight + cable tray + bracket + suspended support. The tabular values for double-sided loads take the available axis spacing $a_i = 10$ cm into account. The stated values are based on uncracked concrete of compressive strength C20/25. Please comply with the installation conditions of ETA(anchors).